

Charles County, Maryland



DEMOGRAPHIC TRENDS NEWSLETTER

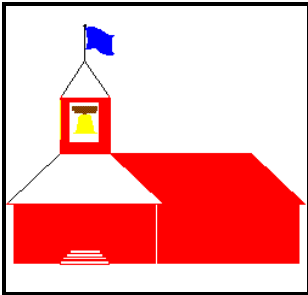
Volume I, No. 4

October, 1997

Planning for Community Educational Facilities

Overview

Vital to the success of the county's growth management program is the provision of community services and facilities. Charles County's Comprehensive Plan, which outlines the Growth Management Program, includes a chapter on the provision of community facilities and services. Public schools are a key component of this Comprehensive Plan element. Along with the Comprehensive Plan, the Board of Education annually produces an Educational Facilities Master Plan, outlining new school facilities, additions, renovations and planning requests required to implement their educational programs. The Board of Education's six year Capital Improvements Program requests funding of the priority projects.



Educational Facilities

The Comprehensive Plan's goal for the school system to "develop a first class public school system graduating students well prepared for employment or higher education in a highly technological society" supports the public school mission of educating students to enable them to reach their potentials and become productive members of society. Currently, there are over 21,000 students enrolled in Charles County public schools, an increase of over 1400% in total student enrollment since 1940 when enrollment was 1,399 (See Chart 1). Facilities serving this student population include 19 elementary schools, 7 middle schools, 5 high schools, the Radio Station Road Academy for the alternative school program, the Career and Technology Center in Pomfret and the F.B. Gwynn Education Center, serving the Head Start and Novel High School Programs.

**CURRENT
POPULATION
ESTIMATE**
117,181

**CHANGE IN
POPULATION
SINCE 9/30/96**
2.8%

*Based on Use and Occupancy Permits Issued

One of the important tools used when planning for educational facilities are student generation yields. When evaluating the impact a new residential development will have on area schools, these yields are applied to the number of units proposed to arrive at the number of students generated by the project. These yields are updated annually, and are calculated by dividing the

number of public school students at each level, (elementary, middle and high) by the number of single-family, townhouse and multi-family structures currently existing in the county.

The current student generation (number of students per structure) are as follows:

<u>Level</u>	<u>Single-Family</u>	<u>Townhouse</u>	<u>Multi-family</u>
Elementary	0.24	0.20	0.26
Middle	0.13	0.08	0.10
High	0.18	0.09	0.10
TOTAL	0.55	0.37	0.46

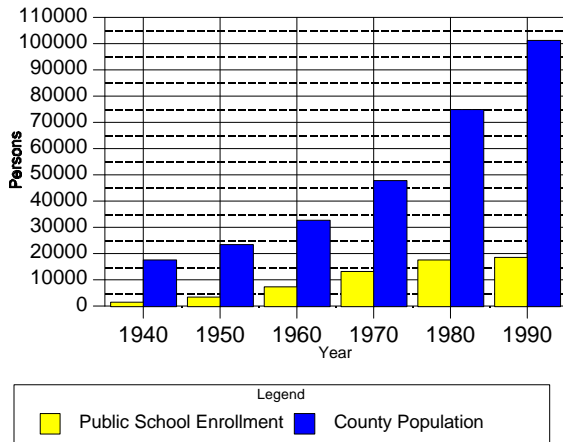
Table 1: Charles County Public Schools/Current Student Generation Yields

Educational Funding

Funding for educational facilities and programs represents a large proportion of the county's annual budget. For the 1997 fiscal year (July 1, 1996 through June 30, 1997), 56.7% of the total General Fund Budget, \$68,932,900, was budgeted for education. In the current budget, 55.2% of total funds, or \$71,338,800, are targeted for educational facilities and programs.

One of the revenue sources of educational funds is the county's school construction impact fee. Impact fees can only be used for projects which create additional capacity. Annually, an average of between \$3 million and \$3.5 million dollars is collected from applicants requesting permits for new residential structures.

Chart 1: Charles County Public School Enrollment and Total County Population



1997 Permit Issuances

Commercial: Between July 1, 1997 and September 30, 1997, the county approved 159,598 new square feet of commercial space, all located within the county's development district. This total includes new commercial buildings, as well as additions to existing commercial space.

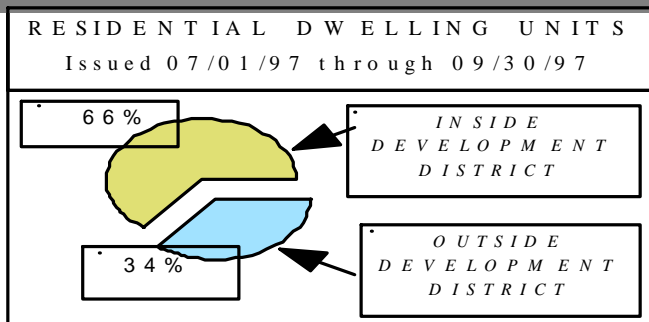
Residential: During the third quarter of 1997, the Town of La Plata issued permits for 2 attached and 11 detached new residential structures. The Town of Indian Head issued one permit for a detached dwelling.

The Charles County Permits Office issued the following building permits for the period July 1, 1997 through September 30, 1997:

Detached residential dwellings	226
Attached residential dwellings	76
Total New Residential	302

Residential building permit issuances are up 4% when compared with the same period last year.

Development District:



Did You Know???????

Age Distribution and Educational Attainment of Population

Categorical age group data, as well as national and regional trends in the age distribution of a population, are important demographic tools used in the field of educational planning. Past trends, such as the "baby boom" of the 1940s and 1950s, followed by a sharp drop in the birthrate in the 1960s, affected school age populations at all levels, including higher education institutions. Future expectations of the nation's gradually aging population (see *Volume I, No. 1*) will have impacts on the provision of school facilities and services both locally and nationally. Other demographic trends such as birth rates, average age at marriage, relative family sizes and the divorce rate also influence educational facilities and services planning. In 1990, Charles County's population was distributed as follows:

AGE	NO. OF PERSONS	% OF TOTAL
0 - 9	17,348	17.2
10 - 19	15,484	15.3
20 - 29	17,306	17.1
30 - 39	18,360	18.2
40 - 49	14,946	14.8
50 - 59	8,274	8.2
60 - 69	5,332	5.3
70 - 79	2,816	2.8
80+	1,288	1.3
TOTAL	101,154	

The Maryland Office of Planning's age projections through the year 2020 indicate that population will gradually become older, with the 50 and older population comprising 32% of the total population in 2020. This represents an increase of 14.5% of total population in the current proportion of those 50 and above, and is in keeping with the national trend.

Of the three southern Maryland counties, Charles County contains the highest percentage of its 18 and over population having attended college and/or earned college degrees. According to the 1990 census, over 43% of the people aged 18 and over, or 30,815 persons, have at least some college experience. Calvert County's figure is slightly behind at 41.6%, while data for St. Mary's County indicate 40.6% of their population fall into this category.

Vision Statement

Charles County is a place where ...

- * Private initiative is rewarded and businesses grow and prosper, while the preservation of our heritage is paramount,
- * Government services have reached the highest level of excellence, and
- * The quality of life is felt by its citizens to be the best in the region and its government is recognized as a leader in support of these expectations.

Mission Statement

The mission of the Charles County Government is to provide our citizens the highest quality service possible in a timely, efficient, and courteous manner. To achieve this goal, government must be operated in an open and accessible atmosphere, be based on comprehensive long and short term planning, and have an appropriate managerial organization tempered by fiscal responsibility.

This information is provided by the Charles County Government, Department of Planning and Growth Management, Planning Division, Post Office Box B, La Plata, Maryland 20646.